

SAMPLE COMPANY [\(See Related Companies\)](#)

DBA: Sample Company

1000 Some Street
 Some City, Some State 00000-9999, US [Map it](#)
 Telephone: 999-000-0000
 Fax: 999-000-0001
<http://www.somewebsite.com>



COMPANY SUMMARY

Company ID	1500000	Financial Statement Date	01/31/2009	CEO	John Smith
Year Started	1900	Net Worth	\$1,000,000,000		
Line of Business	Department Stores (Retail Trade);	Annual Sales	\$3,000,000,000		
Number of Locations	200	Ownership	Public		
Number of Employees	10,000	Company in the News	View		

[↑ Top](#)

CREDIT GUIDELINES

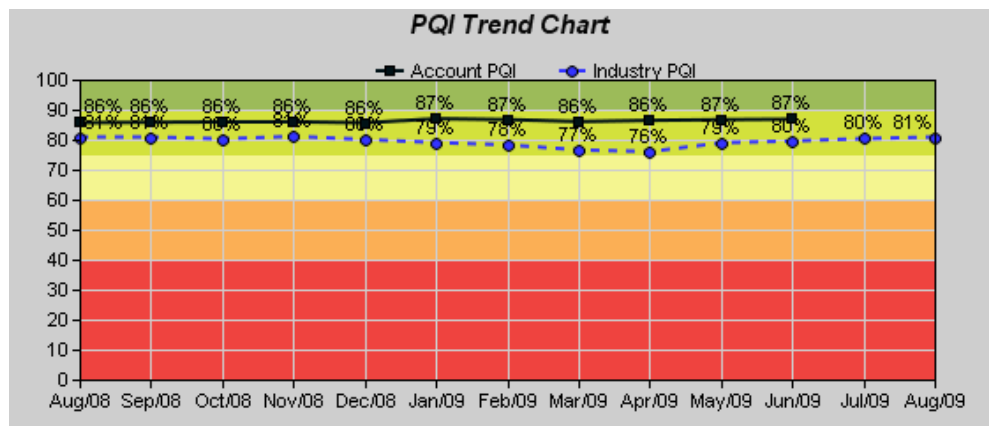
Snap! Credit Opinion **Requirements (05/23/2009)**
 Have a question about this amount or need a personal opinion? [Request an Analyst Consultation](#)

Remarks Strong Financial Condition

Credit Opinion History	Review Date	Credit Opinion	Remarks
	05/23/2009	Requirements	Strong Financial Condition
	11/23/2008	Requirements	Strong Financial Condition

The Credit Opinion History illustrates each instance when a Bernard Sands analyst reviewed this account over the past 24 months.

Payment Quality Index **87%**
 For details view [Trade Payment Experience report](#)
 PQI represents the percentage of payments made within terms. [Learn more.](#)



Probability of Prompt Payment High Good Moderate Low Very Low

AAHC **\$10,000,000+**
 AAHC (Adjusted Average High Credit) is a four month average high credit adjusted by the payment trend (PQI)

CREDITPAY INDEX™(CPX™)

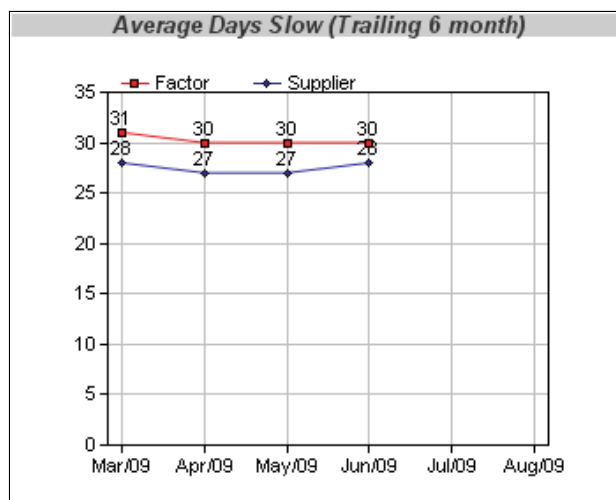
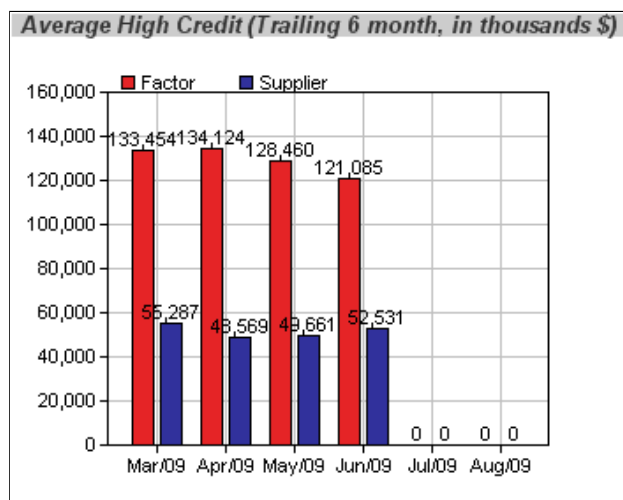
The CreditPay Index™ (CPX) indicates the Avg High Credit and Avg Days Slow, expressed as \$50k-35 days slow, where \$50k represents an average high credit of \$50,000 and 35 is the average days slow. Factor CPX is comprised of factoring company trade payment experiences, and Supplier CPX is comprised of all other trade payment experiences.

CPX™ Supplier \$52,531K - 28 days slow

CPX™ Factor \$121,085K - 30 days slow

Your CPX™* N/A *What is Your CPX™? If you submit your AR data, you will see your own firm's CPX score here. [Learn more.](#)

Large differences in the data may not allow all categories to display. If a category is not showing, select it from the drop-down to display it on the graph:



MOST RECENT TRADE REFERENCES REPORTED

SUPPLIER OR TRADE REFERENCES

Reported On	Amount Owning	Past Due Total	1-30 days	31-60 days	61-90 days	91+ days
Jul 2009	332,169,300	71,301,000	65,039,100	5,428,700	318,400	318,400
Jul 2009	131,716,600	29,045,800	28,473,100	1,133,000	210,100	210,100
Jul 2009	128,669,700	29,002,000	28,428,600	1,131,100	210,100	210,100
Jul 2009	93,902,700	0	0	0	0	0
Jul 2009	53,312,900	22,488,200	15,794,800	6,444,500	217,300	217,300
Jul 2009	52,808,131	6,085,804	4,058,122	837,251	225,016	225,016
Jul 2009	42,053,400	9,576,300	9,574,300	0	0	0
Jul 2009	40,322,961	6,857,336	6,144,245	5,591	57,141	57,141
Jul 2009	38,430,400	9,006,100	8,669,700	27,100	143,700	143,700
Jul 2009	33,899,857	0	4,928,410	2,138	0	213
Jul 2009	31,544,338	9,400,367	0	0	0	0
Jul 2009	31,503,265	5,260,890	5,158,145	92,731	2,421	2,421
Jul 2009	29,121,528	0	1,497,862	32,000	41,226	41,226
Jul 2009	26,095,645	4,120,106	4,031,786	43,980	3,737	3,737

Jul 2009	24,055,931	2,678,749	2,105,134	216,361	336,078	336,078
Jul 2009	21,455,600	56,200	0	0	0	0
Jul 2009	20,054,207	0	0	0	0	0
Jul 2009	16,894,121	0	3,900,012	24,901	85,743	85,743
Jul 2009	14,373,400	6,261,600	4,761,000	652,800	10,100	10,100
Jul 2009	12,044,436	2,061,315	2,061,315	0	0	0
Jul 2009	11,465,932	0	543,477	0	0	0
Jul 2009	9,444,553	2,238,823	2,065,771	74,617	0	0
Jul 2009	8,459,643	0	1,513,270	20,111	13,578	13,578
Jul 2009	6,559,723	263,488	263,488	0	0	0
Jul 2009	6,481,373	0	3,403,005	0	0	0
Jul 2009	6,391,852	0	547,195	25,983	19,891	19,891
Jul 2009	5,037,347	607,093	607,093	0	0	0
Jul 2009	5,023,453	0	663,643	249,015	522	522
Jul 2009	3,397,398	0	88,914	-1,516	-585	-585
Jul 2009	2,696,313	0	30,096	0	0	0
Jul 2009	2,465,510	409,854	389,011	6,236	4,992	4,992
Jul 2009	2,175,270	0	0	0	0	0
Jul 2009	2,133,119	0	236,306	0	0	0
Jul 2009	1,873,350	559,353	431,749	0	0	0
Jul 2009	1,767,900	223,371	216,652	3,657	1,588	2,124
Jul 2009	1,232,100	270,600	229,500	2,000	4,000	4,000
Jul 2009	959,066	0	397,466	550	2,163	2,163
Jul 2009	728,851	0	95,008	0	0	0
Jul 2009	594,700	594,400	513,600	63,000	0	0
Jul 2009	195,401	0	0	0	-960	-960
Jul 2009	46,318	0	0	0	0	0
Jul 2009	7,630	0	0	0	6,000	6,000
Jul 2009	5,799	0	-62	0	0	0
Jul 2009	5,244	0	0	0	0	0
Jul 2009	457	0	0	0	0	0
Jul 2009	0	0	0	0	0	0
Jul 2009	0	0	6,668,575	327,598	61,116	61,116
Jul 2009	0	0	0	0	0	0
Jul 2009	0	-38,939	0	0	-38,939	-38,939
Jul 2009	-379	0	0	-379	0	0
Jul 2009	-3,256	-3,256	0	0	-3,256	-3,256
Jul 2009	-335,138	11,445	-150,236	69,290	31,758	31,758
Jun 2009	470,198,300	772,800	164,200	247,000	361,700	361,700
Jun 2009	190,740,000	0	0	0	0	0
Jun 2009	99,458,200	12,300	0	0	12,300	12,300
Jun 2009	88,141,200	24,488,542	23,988,750	39,330	243,054	243,054
Jun 2009	40,322,961	6,857,336	6,144,245	5,591	57,141	57,141

	38,001,187	4,617,677	4,615,745	1,932	0	0
Jun 2009	34,883,947	0	317,913	25,198	-16,219	-16,219
Jun 2009	26,095,645	4,120,106	4,031,786	43,980	3,737	3,737
Jun 2009	6,083,330	0	573,241	0	0	0
Jun 2009	5,461,500	1,026,500	1,026,500	0	0	0
Jun 2009	4,752,964	-456,848	-139,418	-95,012	-28,401	-221,857
Jun 2009	4,100,219	482,771	479,159	316	3,297	3,297
Jun 2009	2,529,900	98,200	98,200	0	0	0
Jun 2009	2,465,510	409,854	389,011	6,236	4,992	4,992
Jun 2009	2,144,278	502,445	484,462	14,748	1,858	1,858
Jun 2009	828,567	0	173,574	0	0	0
Jun 2009	223,370	0	6,489	-390	963	963
Jun 2009	218,060	0	-7,765	-385	-31,022	-31,022
Jun 2009	149,800	0	0	0	0	0
Jun 2009	88,470	577	0	155	0	0
Jun 2009	77,524	49,339	21,925	27,413	0	0
Jun 2009	17,600	400	0	0	400	400
Jun 2009	15,827	0	10,887	0	-1,341	-1,341
Jun 2009	9,373	0	1,534	4,956	0	0
Jun 2009	0	0	0	0	0	0
Jun 2009	-39	39	0	0	0	-39
Jun 2009	-1,015	1,015	0	0	0	-703
Jun 2009	-3,256	-3,256	0	0	-3,256	-3,256
Jun 2009	-335,138	11,445	-150,236	69,290	31,758	31,758
May 2009	115,079,658	1,169,039	1,169,039	0	0	0
May 2009	13,300	0	0	0	0	0
May 2009	3,333	0	0	0	0	0
May 2009	2,427	2,427	2,427	0	0	0

 [Top](#)

BANK AND CREDIT CARD AVAILABILITY AS REPORTED

Available Credit \$257,405 of \$367,253 (70.1% unutilized)
Balance \$109,848 (29.9%)

 [Top](#)

ADDITIONAL BUSINESS NAMES REPORTED

Some Name
Some Name

 [Top](#)

ADDITIONAL ADDRESSES REPORTED

Some Name 1000 Some Street Some City, Some State 00000-9999	Some Name 1000 Some Street Some City, Some State 00000-9999 Telephone: 999-000-0000
---	--

[View All Additional Addresses Reported](#)

Published by Bernard Sands LLC, EXCLUSIVELY AND CONFIDENTIALLY FOR LICENSED SUBSCRIBERS ONLY. The information may not be further transmitted, copied or otherwise shared, reproduced, repackaged, transferred, disseminated, redistributed or resold for any purpose, in whole or in part, in any form, by any person without written consent. Sands believes the information is reliable but cannot guarantee the accuracy, adequacy or completeness of any information and is not responsible for any such errors or omissions or for the results obtained from the use of such information. Copyright © 2008 Bernard Sands LLC. CreditPay is a trademark of Bernard Sands LLC.

Endorsed By



Published By

